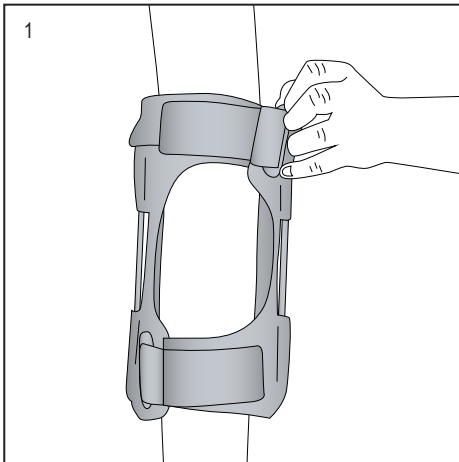


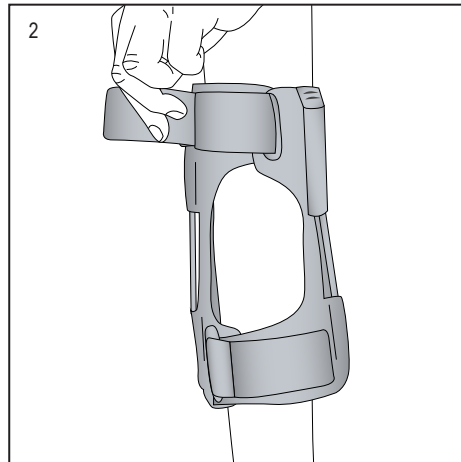
Warnings and Instructions: Review carefully, proper application is required

⚠Warning: This device will not prevent or eliminate risk of injury. Do Not Overtighten. If swelling, pain, skin irritation, or an unusual reaction occurs, discontinue use immediately and consult your medical professional.

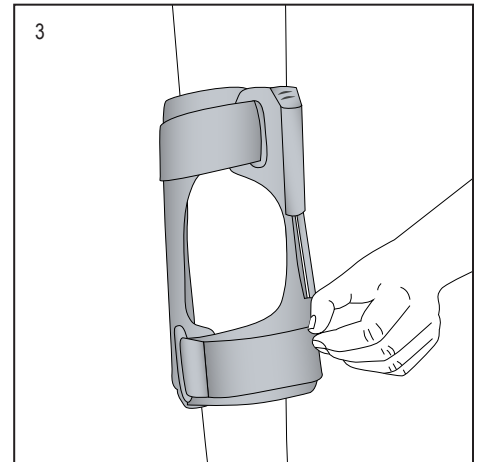
Care: Hand wash using mild soap. Rinse thoroughly. Air dry only. Do not tumble dry. For single patient use only.



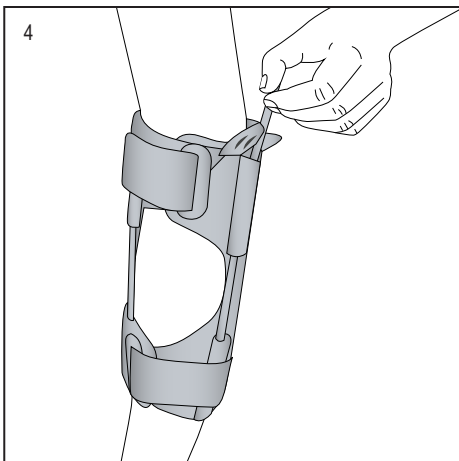
1. Loosely fasten the straps so that you can pull the brace up your arm like a sleeve



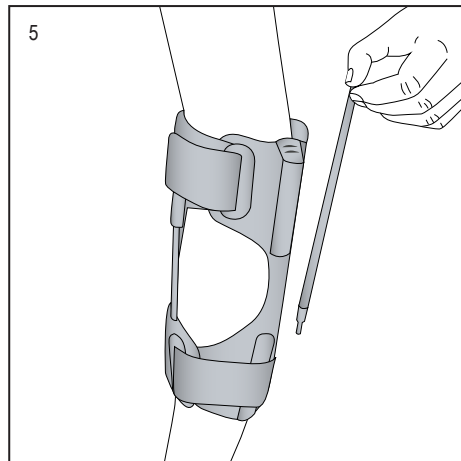
2. Once the brace is in place (the pad centered over the back of the elbow) tighten the first strap to secure the brace in place.



3. Fasten the second strap so that the brace is snug, but comfortable. This completes application.



4. If wearing the brace for an elbow pad only, and immobilization is not necessary, lift the rod flaps and pull the rod from its pocket.



5. Remove one or both rods the same way they were removed, per provider instructions/protocol, as needed.

Application Video

